

OUR EXPERIENCE IN ERASMUS+
HILLEROD



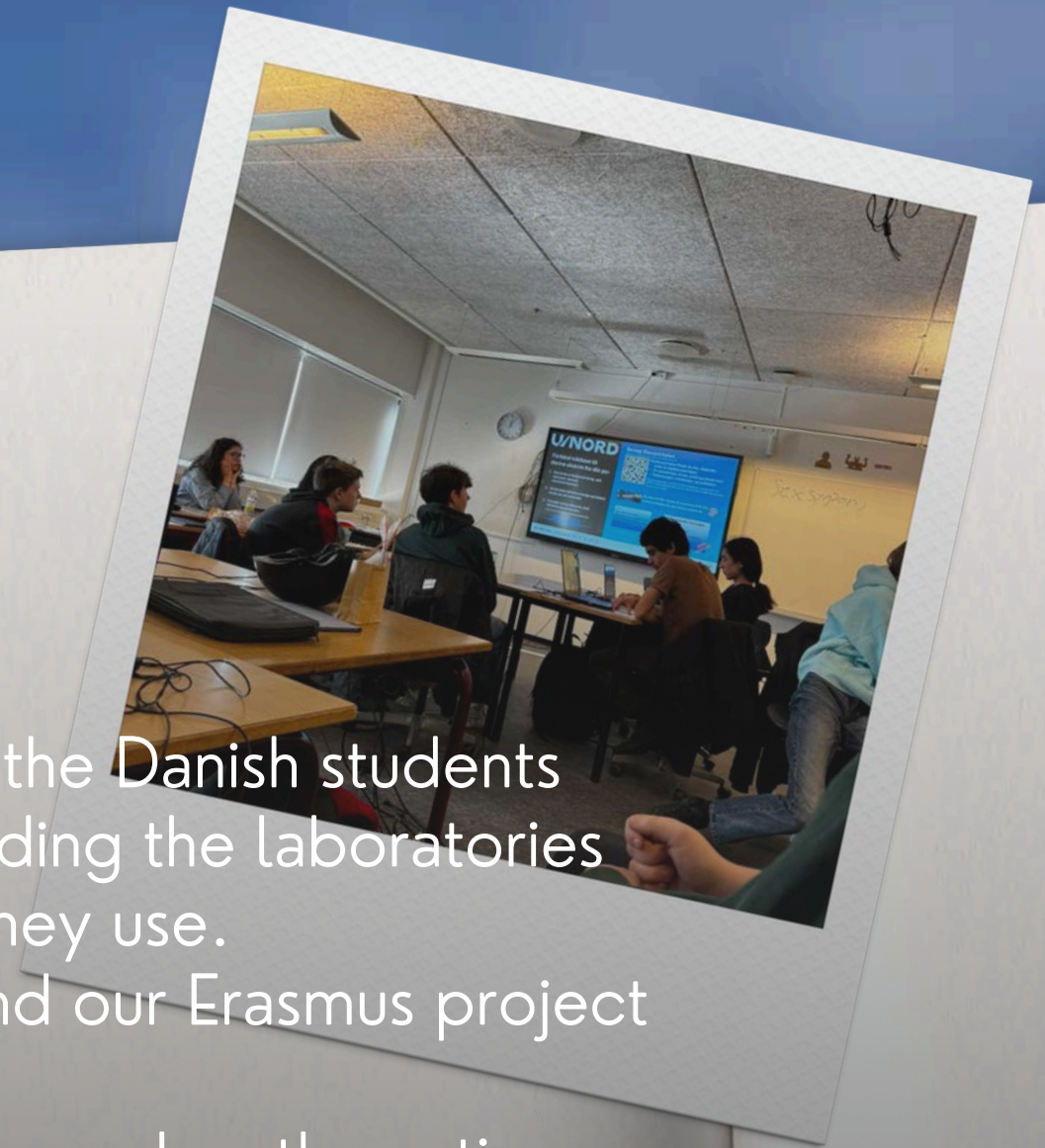
Denmark

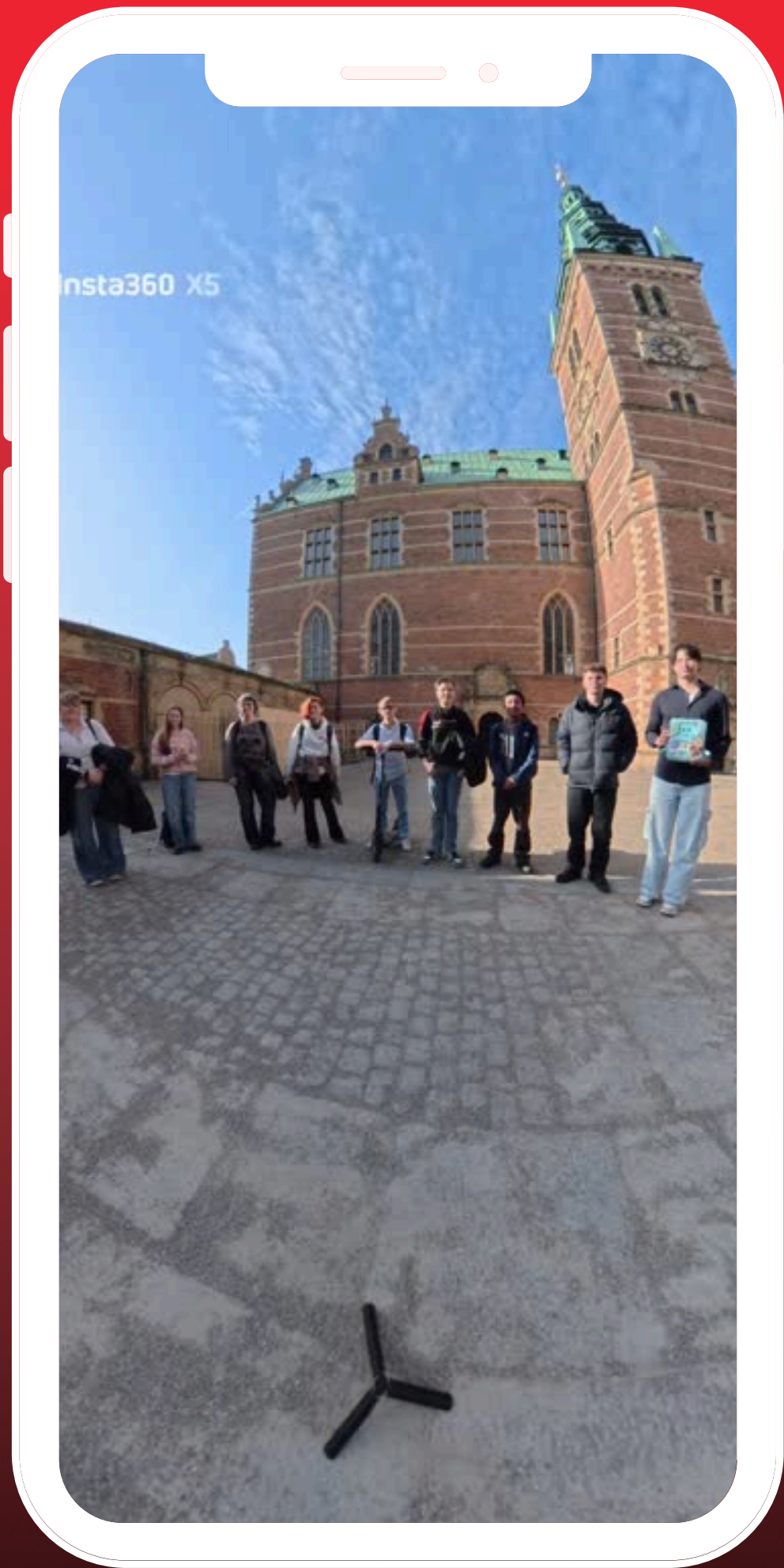




Day 1

- Together with their teacher, the Danish students showed us their school, including the laboratories and the modern equipment they use.
- We presented our school and our Erasmus project to the Danish students.
- We attended biology, Danish, and mathematics classes, where we discussed topics such as sexual education and existentialism, and worked together in groups to solve math problems.
- The Danish students also showed us the city of Hillerød and Frederiksborg Castle, taking us on a walk around the area.
- Through these experiences, we learned about new teaching and learning methods, noticing that they work mostly using computers.




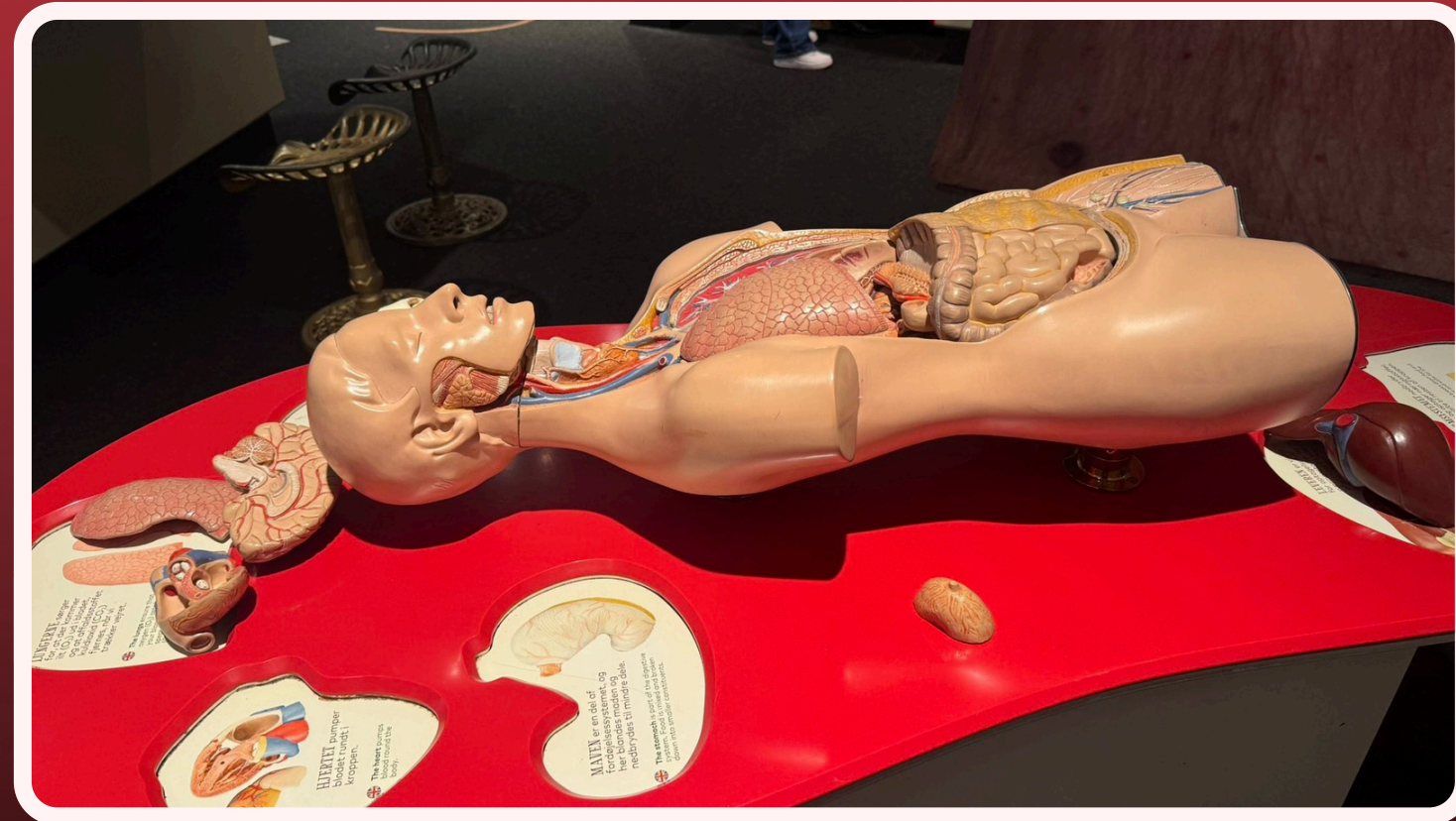


Day 2



- In class, we observed the students' interesting ways in which they explain to each other the information gathered from open sources.
- Almost all the work is individual, and this is simplified with the help of applications.
- We really liked the Experimentarium, because, working in teams, with the help of games, we learned biology, physics and chemistry much faster and more efficiently.
- After the Experimentarium activity we went to Copenhagen to discover the beauties of the central city architecture.







Day 3



Our third day took off by taking the train to Copenhagen where we started exploring the breathtaking sightseeings of the city.

- A walk along the port, admiring the colorful houses and the boats
- Guided exploration in the city, analysing and evaluating the architecture based on different criteria
- Discovering Christiania through history and stories
- Admiring the panoramic views from the top of Amager Bakke
- Strolling around in the harbour buses
- Learning about the little mermaid statue and its story
- Window shopping around Copenhagen










Day 4

- We started the day by studying about the methods used for learning in Hillerød : reasearch, brainstorming, prototype, testing and finally, the solution.
- Using these steps we found out how to create t-shirts and mug designs through digital art apps, such as Inkspace, Paint.net and Krita.
- Highschool students showed how the equipment functions and produce personalized objects. Therefore understanding how technology can influence our daily lives
- In the afternoon, along with the danish students, we went bowling. There, we learned more about each other and taught the ones who didn't know how to play different strategies.







Day 5

- We made a presentation based on what we learned in each day in Denmark.
- We presented the projects we made to be selected for this Erasmus mobility.
- The school organized a festivity in which we received our diplomas.





COUNTRY INTRODUCTION



Thank You!

